



Cisco Unity Connection at a Glance for the Standard Conversation

Published June 14, 2006

This quick-reference card provides instructions for accessing Cisco Unity Connection by phone and for accessing the Cisco Unity web tools.

The card also illustrates the main Connection menus available to you as you manage your messages by phone using touchtone keys.



The first-time enrollment conversation plays automatically when you call Connection for the first time. You do not need to refer to this card during enrollment. Listen carefully, and respond as prompted.

To Access Connection by Phone

Step 1 Call Cisco Unity Connection.

From your desk phone, dial:

Press VM button on phone

Step 2 If you are calling from another phone within your organization or from outside your organization, press * when Cisco Unity Connection answers.

Step 3 If prompted, enter your Cisco Unity Connection ID (usually your desk phone extension), and press #.

Step 4 Enter your Cisco Unity Connection password, and press #.

Default Voice Mail Login Password:

Connection Administrator and/or Technical Support Contact Information

Support # ext.

Additional Cisco Unity Connection Documentation

Cisco Unity Connection User Guide

Connection Voice Commands

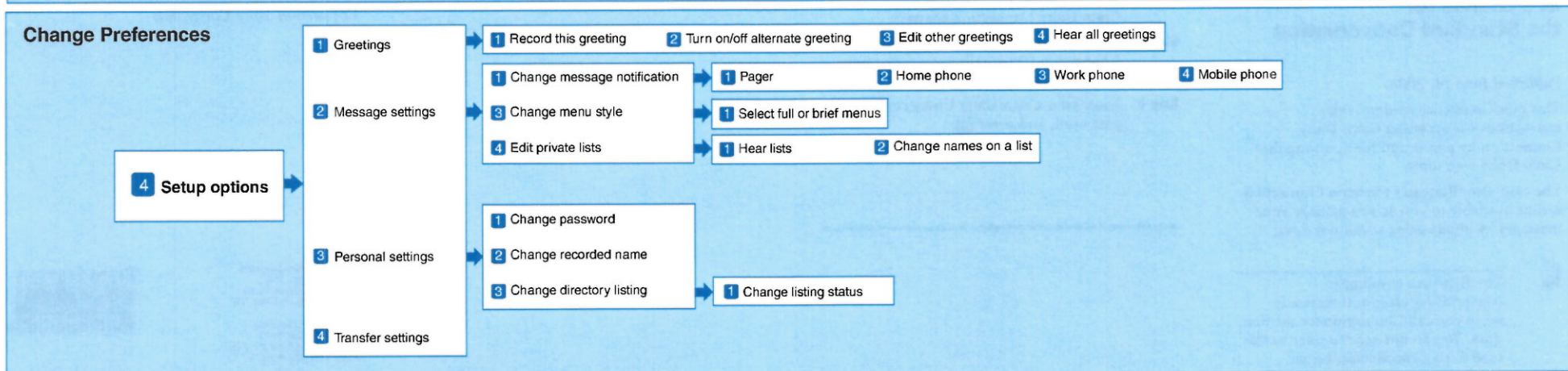
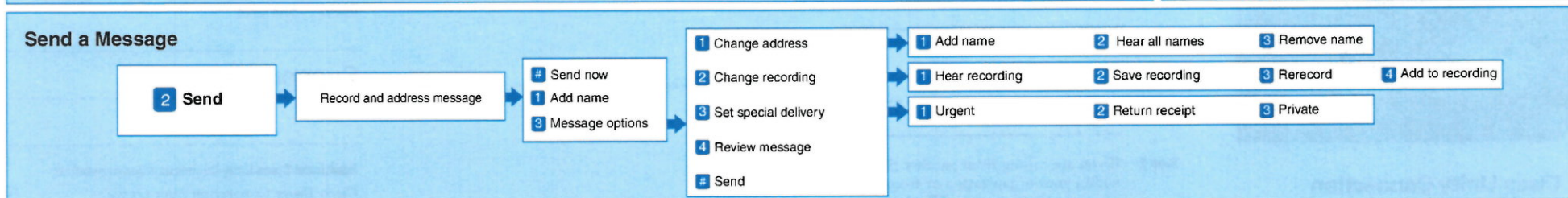
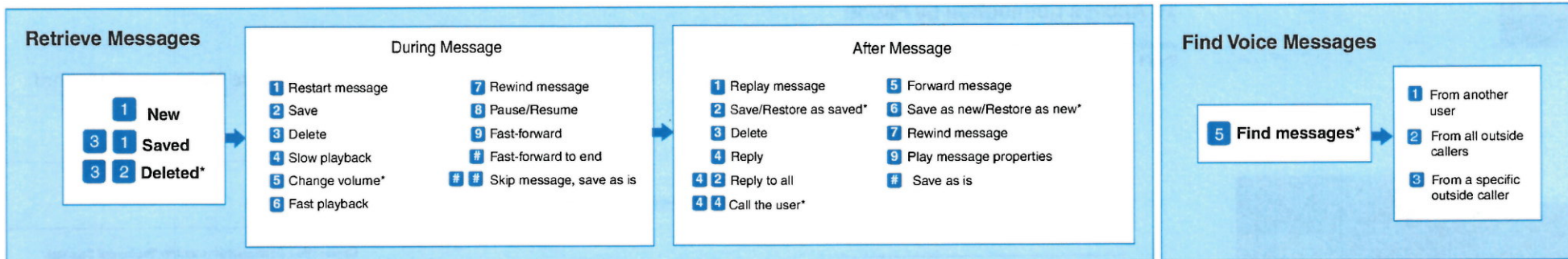
Corporate Headquarters
Cisco Systems, Inc.
170 West Tasman Drive
San Jose, CA 95134-1706
USA
<http://www.cisco.com>
Tel: 408 526-4000
800 553-NETS (6387)
Fax: 408 526-4100



Cisco, Cisco IOS, Cisco Systems, and the Cisco Systems logo are registered trademarks of Cisco Systems, Inc. or its affiliates in the United States and certain other countries. All other brands, names, or trademarks mentioned in this document or Website are the property of their respective owners. The use of the word partner does not imply a partnership relationship between Cisco and any other company. (0901R)

© 2006 Cisco Systems, Inc. All rights reserved.

OL-10721-01
For Cisco Unity Connection Standard Conversation



Use These Keys Anytime

0 Help

* Cancel or back up

*Not available on some systems.